

HELP FILE

ONLINE APPLICATION SUBMISSION OF AIR/WATER CONSENT FORM

STEPS OF FILLING OF FORM

STEP 1. Open web browser and type URL <http://www.mppcb.nic.in>

STEP 2. Click on [ONLINE APPLICATION](#).

STEP 3. Three options are available in this page

(a) Details of online Banking for submission of consent fees

(b) Online Application form.

(c) Steps to Fill Online Application.

STEP 4. In Step 3 if option (a) " **Details of online Banking for submission of consent fees**" is selected than the information related to Online Banking will display. This information shall be used for Fee transaction from Industries Bank to MPPCB Bank account. If fee is transfer through this facility ensure to furnish the information in **Format - I** especially the UTR No. for confirmation of fee receipt. Industry shall use the Name of industry as the Senders name during the transaction to facilitate the identification in the Bank statement at the receiver end.

If option (b) " **Online Application form** " is selected than the first online form i. e. General Form will open. After filling the required information in this form and by clicking "submit" button the next form "Air Consent Form " will open. Fill the requested information & [upload](#) the necessary documents where it required (format of uploaded document should be *.txt, *.pdf, *.doc). After filling the required information in this form and by clicking "submit" button the next form i . e. " Water Consent Form" will

open. After filling the required information in this form and by clicking "submit" button the next page will open. In this web page document attachment facility is provided. Here all other information can be uploaded along with for required for consent application.

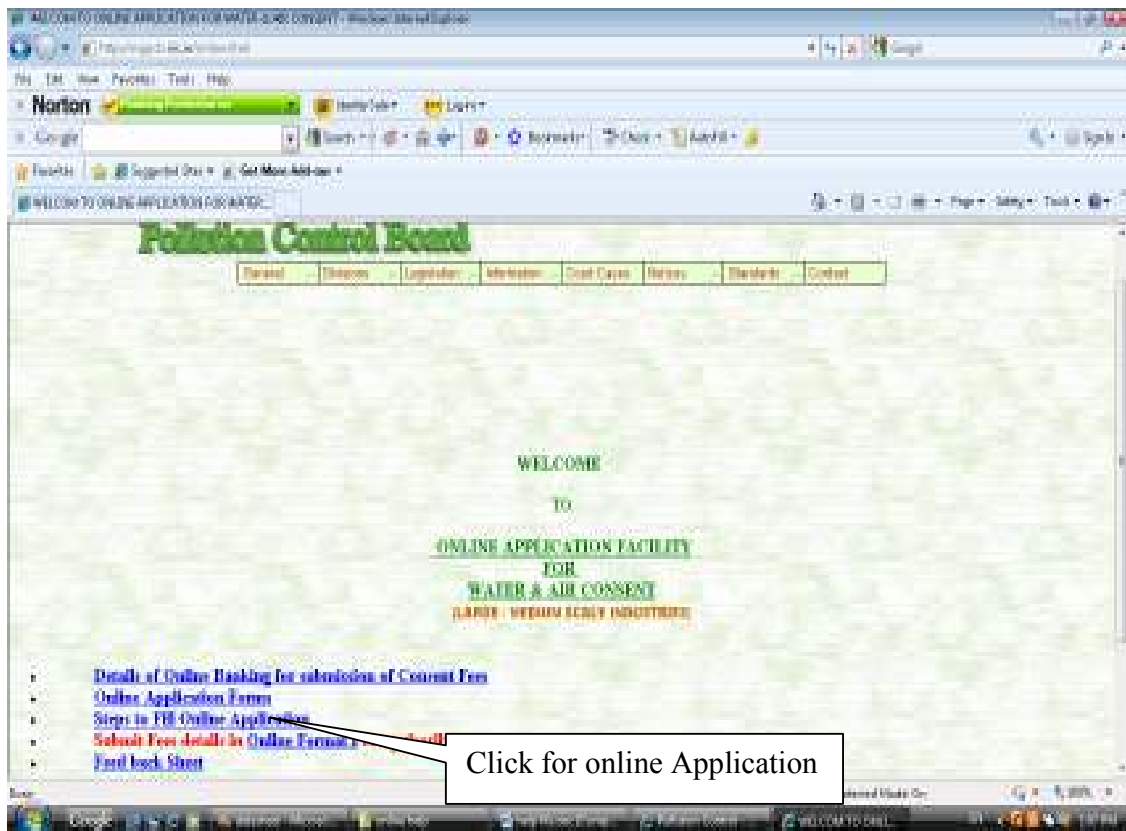
STEP 5. At last you get the message “**Forms are successfully uploaded**”. This shows that Online application form is uploaded on server.

Help for filling online application form for consent.

STEP -1



STEP-2



STEP-3

Mandatory form

The screenshot shows a web browser window displaying the Madhya Pradesh Pollution Control Board website. The page title is "Pollution Control - Microsoft Internet Explorer provided by Wipro Limited". The URL is "http://mppcb.nic.in/front/mandatoryentry.aspx". The page features the board's logo and name in Hindi: "Madhya Pradesh Pollution Control Board" and "मध्यप्रदेश प्रदूषण नियंत्रण बोर्ड". A "Login" link is visible in the top right corner.

The main content area is titled "General Information Page" and contains a form with the following fields:

- (1) Applying For: Water/Air Consent (dropdown menu)
- (2) Name Of Industry: xyz (text input)
- (3) Industry Located At: BHO PAL (dropdown menu)
- (4) Concerned Regional: Bhopal (dropdown menu)
- (5) Type Of Industry: Large (dropdown menu)
- (6) Status Of Industry: Proposed (dropdown menu)
- (7) Details Of Authorized Person (8) Name: RAJESH SINGH (text input)
- (9) Address: HIG-12 ARERA COLONY BHO PAL M.P. (text input)
- (10) Email: abc@abc.com (text input)
- (11) Telephone No.: 5752-210000 (text input)
- (12) Mobile No.: 9800000000 (text input)
- (13) Amount in Rupees: 2000000 (text input)
- (14) Pay By: Net Banking (dropdown menu)
- Transaction Number: 456 (text input)
- Transaction Date: 10-Mar-2008 (calendar icon)

A "Save" button is located at the bottom of the form. Two callout boxes are present: one pointing to the "Industry Located At" dropdown menu with the text "Select District", and another pointing to the "Transaction Date" field with the text "Select Date".

STEP-4
Form for Air Consent

Pollution Control - Microsoft Internet Explorer provided by Wipro Limited
http://mppcb.nic.in/front/AirConsent.aspx?appid=136

Madhya Pradesh Pollution Control Board
मध्यप्रदेश प्रदूषण नियंत्रण बोर्ड

Login

FORM -1 FOR AIR CONSENT
[See Rule 13]
(To be submitted in Duplicate)
APPLICATION FOR CONSENT FOR EMISSION/CONTINUATION OF EMISSION UNDER SECTION 21 OF THE AIR (PREVENTION AND CONTROL OF POLLUTION) ACT, 1986

Air Consent Entry Form

(*) Mark indicates mandatory fields.
(!) Mark indicates invalid data entered.

(1) Full name of application, designation with address & Telephone No.

(a) Name Of Applicant : RAJ
(b) Designation : EXECUTIVE
(c) Address : HIG-15 BHOPAL
(d) Telephone No. : 2770000

(2) Name of full time Directors with address & Telephone No.

(a) Name Of Director : RAJESH
(b) Address : HIG-15 BHOPAL
(c) Telephone No. : 27200000

Click To Add More Director

(3) Full factory address (with name of Plot/Premises) & Telephone No.

(a) Factory Address : BHOPAL
(b) Telephone No. : 27200000

(4) Date of commissioning of factory or proposed date of commissioning of Factory : 1-Mar-2009

(5) Capital Investment made (Rs. In Lakhs) : 45000000

(6) Total No Of Employee : 100

(7)

(A) Licensed Annual Capacity of the factory :

Click To Add More Product

(B) Attach a brief of the manufacturing process along with a flow diagram and the position of corresponding stack on the Plot plan : C:\Documents and Settings\raj\My Documents\... **Browse...**

(8) State the number of boilers, heaters, furnaces installed in the factory along with their capacity type/quantity of fuel used and emission from the stack.

(9) Stack's details:

(a) No. Of Stacks : 001
(b) Natural Draft/ID/Fan/F.D./Fan : natural Draft
(c) Material of construction of stack : TEST
(d) Height Of Stack :
(e) Above ground level (Meters) : TEST
(f) Above factory roof (Meters) :

(10) Equipment Details

Attach information on Air Pollution Control Equipment in respect of each of the Stacks listed in item 9 above : C:\Documents and Settings\raj\My Documents\... **Browse...**

(a) Name Of Equipment : TEST
(b) Equipment Type : Existing
Used for which pollution : TEST
Date Of Install : 11-Mar-2009
(c) Reduction Efficiency (in %) : 23
(d) Equipment Current Quantity : 21
Equipment Current Quality : GOOD
Equipment Excepted Quantity : TEST
Equipment Excepted Quality : TEST
(e) Whether the industry works in general shift or 2 shift or round the clock : 2 Shift
(f) Whether monitoring is being done or proposed : Being Done

(11) Attach information on compliance of emission with respect to the Standard. : C:\Documents and Settings\raj\My Documents\... **Browse...**

Click to upload file

Click to upload file

Click to upload file

emission from the stacks

	Capacity	Type	Fuel Qty.	Emission
Boilers	1000	TEST	TEST	TEST
Click here to add more Boiler				
Heaters	TEST	TEST	TEST	TEST
Click here to add more Heater				
Furnaces	TEST	TEST	TEST	TEST
Click here to add more Furnaces				

1/We declare that the information furnished above is correct to the best of my/our knowledge.
 1/We hereby submit that in case of change either of the point of the emission or its quality, a fresh application for consent shall be made until such consent is granted no emissions shall be made.
 1/We hereby agree to submit the State Board an application for renewal of consent one month in advance of the date of expiry of the consented period for stack emission if to be continued thereafter.
 1/We undertake to furnish any information within one month its being called by the State Board.
 1/We enclosed herewith cash **Receipt No.** **Bank Draft No.** **dated** **for Rs.**
 (Rupees)
 in favour of Madhya Pradesh Pollution Control Board, as has been payable under Section 21 of the Act.

Yours Faithfully,

Signature of the Applicant

Accompaniments :

1. Site plan, lay out & to be sheet.
2. A copy of Project report.
3. Name of Local Body/panchayat.
4. List of industries, villages rivers & lakes and other salient feature and distances from site, within a radius of 5/10 Km. In case of medium/large industry.

NOTE :


1. Any applicant knowingly giving/wrong information of applying for consent entering them to the data to be provided under the Act.
2. "Offence shall be deemed".

[Save](#)

Design and developed by - [www.mprc.gov.in](#)

STEP-5 WATER CONSENT

Pollution Control - Microsoft Internet Explorer provided by Wipro Limited
http://mppcb.nic.in/front/waterconsent.aspx?appid=136



Madhya Pradesh Pollution Control Board

मध्यप्रदेश प्रदूषण नियंत्रण बोर्ड

Login

FORM - 1 FOR WATER CONSENT
(See Rule 13)
(To be submitted in triplicate)
Application for Consent for establishing or taking any steps for establishment of Industry/ Operation/ Process/ or any treatment/ disposal system for discharge, contribution of discharge under section 25 or section 26 of the Water (Prevention & Control of Pollution), Act 1974.

Water Consent Entry Form

Applicant Information

(1) Full name of applicant :

(2) Nationality Of the Applicant :

(3) Status Of Applicant :

(4) Name, Address and Telephone No. of the applicant [the full list of individuals, partners persons, Chairman (Full time or part time) Managing Directors, Managing Partners/Directors (Full time or part time) other kinds of office bears are to be furnished with their period of tenures in the respective office, with telephone No. and address] **Attach your file here**

(5) Address of the Industry (Survey No, Khassa No, Location as per the Revenue Record, Village, Firka, Tehsil, District, Police Station or SHO, Jurisdiction of the First-Class Magistrate)

(6) Details of Commissioning:
(a) Approximate date of the Proposed commissioning of work:

(b) Expected date of Production/date of production (if Existing)

(7) Total Number of employees expected to be employed :

(8) Details of license, if any obtained under the provisions of Industrial Development Regulation Act, 1951

For more detail Attach file

(b) Total capital investment and category (SSI/Medium/Large)

(i) Total capital investment:

(k) Industry Category:

(9) Name of the person authorized to sign this form (the original authorized except in the case of Individual/ proprietary concern

(11) State daily quantity of water in kilolitres and its source (Domestic/Industrial/Process/Boiler / Cooling/Other)

(a) Domestic : KL

(b) Industrial : KL

(c) Process : KL

(d) Boiler : KL

(e) Cooling : KL

(f) Others : KL

(g) Source :

(12)(a) State the daily maximum quantity of effluents & mode of disposal (sewer or drains or river) also attach analysis report of the effluents. Type of effluent quantity in Domestic, Industry, Other

Mode of Effluents:

Mode of Disposal:

(i) Attach Analysis Report of the effluents :

(b) Quantity of effluent currently being discharged or expected to be discharged. KL/day

(c) What monitoring arrangement is currently there are proposed.

(13)(1) State whether you have any treatment plant for industrial, domestic or combined effluents. (Yes/No./Proposal)

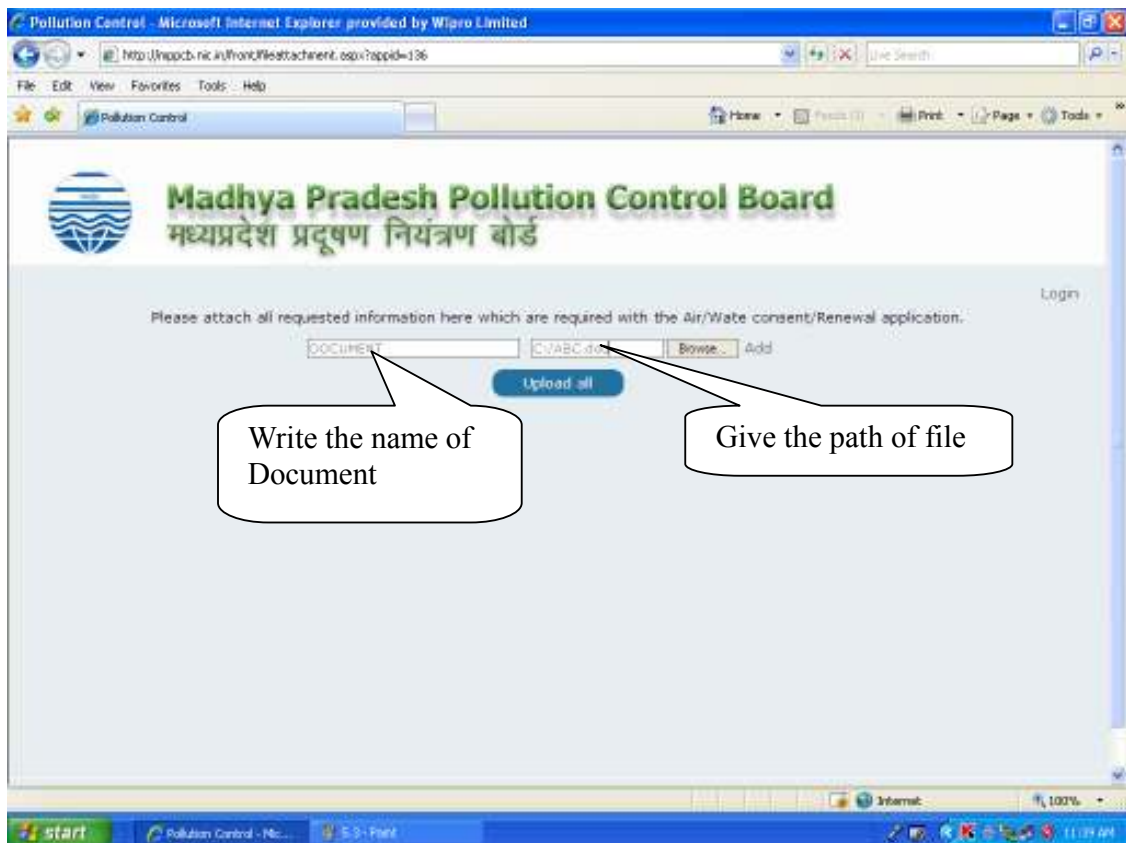
(2) If yes, Proposal attach a description of the process of treatment in details along with drawing & design and give the investment on (E.T.P.).

(3) Attach information on the quality of treated effluent vis-a-vis the standards.

(b) Quantity :

STEP-6

- Please attach all requested document



The screenshot shows a web browser window titled "Pollution Control - Microsoft Internet Explorer provided by Wipro Limited". The address bar shows the URL "http://mppcb.nic.in/frontfileattachment.asp?appid=136". The page header includes the logo of the Madhya Pradesh Pollution Control Board and the text "Madhya Pradesh Pollution Control Board" and "मध्यप्रदेश प्रदूषण नियंत्रण बोर्ड". Below the header, there is a "Login" link. The main content area contains the instruction: "Please attach all requested information here which are required with the Air/Water consent/Renewal application." Below this instruction, there is a form with two input fields: "DOCUMENT" and "CVABC.doc". The "DOCUMENT" field has a callout box pointing to it with the text "Write the name of Document". The "CVABC.doc" field has a callout box pointing to it with the text "Give the path of file". To the right of the "CVABC.doc" field is a "Browse..." button. Below the input fields is an "Upload all" button. The browser's taskbar at the bottom shows the "start" button, the "Pollution Control - Nic..." window, and the "S.D - Paint" window. The system tray shows the "Internet" icon, the volume icon, and the time "11:29 AM".

STEP-7

- Forms are successfully uploaded

